

DEFEAT THE SKELETON!

For someone who enjoys gaming, playing games can be an easy way to learn and have fun doing it. The point of this exercise is to help students who enjoy gaming to enjoy speech.

Directions: The objective is for the student to defeat the enemy skeleton. To attack the skeleton, roll a six sided dice. The student must say the word listed for that roll 5 times, and then deal the damage by filling in that many hearts for the skeleton.



0.5 Redstone



1. Student rolls a 1.
2. Say Redstone 5 times.
3. Deal 0.5 (♥) damage.



1



1. Skeleton rolls a 4.
2. Take 1 (♥) damage.

After the student attacks, the dice is rolled again for the skeleton. The student takes damage listed for that roll by filling in that many hearts for their own health bars.

The student wins when the skeleton has all its hearts filled in. The student loses if all their hearts are filled in.

If the student pronounces the words for a roll extremely well, you can add an additional half heart of damage as "Critical Damage".

To use, print out the game sheet and this page of instructions.

To the best of our knowledge, this resource complies with Mojang Studio's Commercial Guidelines on the creation and sale of Minecraft inspired educational resources. This is not approved by or associated with Mojang, nor is it an official Minecraft product.



0.5 Redstone

1 Dispenser


1 Obsidian



1 Desert

1 Piston


1.5 Grass



0.5

1



1



1

1

1



Thank you for supporting speechlynn !

Terms of Use

You can

- Use this with your students
- Make as many copies as you need
- Share the cover image and link to the product listing

You can't

- Share this with SLPs, teachers, or parents
- Place this product online or on a shared server
- Resell this product

All ideas, text, etc. included in this product belong to SpeechLynn Tutoring, All Rights Reserved by Author. The Terms of Use still apply for free materials.

If you happen to come across any issues or suggestions for improving our products, feel free to send me an email at speechlynn@yahoo.com or leave a review!